

# BIANCO<sup>®</sup> PUMPZ

**BIANCO SUB450 - 810761**



# 1. Introduction






Thanks for choosing the Bianco SUB450, a light duty, occasional use pump with an in-built float suitable for use pumping clear water without solids.

With its internal float mechanism and top outlet, the SUB450 is a great choice for use in small or confined pump chambers (200x 200mm).

The SUB450 is a 'puddle sucker' type. Once pumping, it can pump down to less than 5mm and so is ideal for basement or garage drainage applications

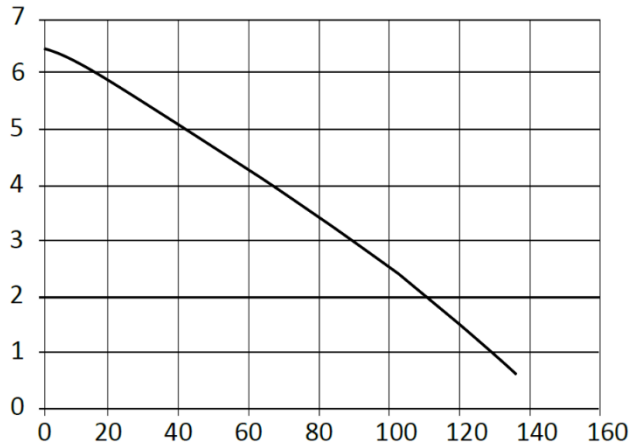
The SUB450 is an uncomplicated electrical appliance, and the purpose of this manual is both to ensure user safety and to prolong the lifespan of the product by highlighting 'best practice'.

Benefits	Features	Cautions
<ul style="list-style-type: none"> <li>• 'Puddle sucker' with internal float</li> <li>• Light and compact - easy to use</li> <li>• Suitable for use in confined areas where a flexible float would not be practical</li> </ul>	<ul style="list-style-type: none"> <li>• Quality pump materials and construction to ensure reliable operation</li> <li>• Automatic On/Off OR Manual Operation</li> <li>• Able to pump down to very shallow levels</li> </ul>	<ul style="list-style-type: none"> <li>• Not intended for submersion greater than 3m</li> <li>• Not intended for continuous operation such as water features or fountains</li> <li>• Not suitable for potable water applications</li> <li>• Not for use with biological wastewaters</li> </ul>

	Warning - Electrical safety
	Warning – Potential consequences of use outside of intended application(s). Includes environmental condition warnings.
	Mandatory warning
	Warning to disconnect power
	Read carefully

## Technical Data

H (m)









**NEVER** use the SUB450 to pump:

- Corrosive, easily combustible, aggressive, or explosive liquids such as petroleum products
- Potable water including water used in the preparation of food
- Biological wastewaters
- Saltwater
- Water with high sand or solids content.

Q (l/m)

RATED POWER (W)	450W	RATED VOLTAGE	220 – 240V 50Hz
MAX. FLOW [LPM]	135 lpm	RATED CURRENT	1.51 Amps
MAX. HEAD [M]	6.3m	POWER CABLE LENGTH	10m H07RNF
WORKING TEMPERATURE	<40°C	PROTECTION CLASS	IPX8
LIQUID TEMPERATURE	3 - 35°C	IMPELLERS	Single impeller
MAX. IMMERSION DEPTH	3m	HYDRAULIC BODY and INLET STRAINER	(20%) Glass reinforced Polypropylene
MAX. DIA. OF PARTICLE	<1mm	OUTLET	1 ¼" BSPM
MOTOR DUTY	S1 Continuous	SEALS	Lip Seal - NBR
MOTOR PROTECTION LEVEL	Class B	AUTOMATIC FUNCTION	Internal float OR Manual override
MOTOR PROTECTION	Auto resetting thermal overload	NET WEIGHT [KG]	Pump only 3.8kg
CAPACITOR	8UF +/-5%	PACKAGE DIMENSION	202 x 202 x 343mm
MOTOR SHAFT	Stainless steel		

## Warnings

 	Prior to starting installation or any maintenance the pump must be disconnected from the power supply and pressure relieved from the system including pump and associated pipework.
	Any changes or modifications, especially to the wiring, must be carried out by suitably qualified personnel.
	To avoid excessive thermal shock to the motor the pump should not start more than 20 times during any 1-hour period.
	This appliance is not intended for use by persons (including children) with reduced physical, sensory or mental capabilities, or lack of experience and knowledge, unless they have been given supervision or instruction concerning use of the appliance by a person responsible for their safety. Children should be supervised to ensure that they do not play with the appliance.
	Running the pump without water or allowing the pump to run dry will damage the seal voiding the warranty

## Installation & Operating Instructions

The Bianco SUB450, a light duty, occasional use pump with an in-built float suitable for use pumping clear water without solids.

These pumps should never be used to pump flammable or corrosive fluids or to be used in an area than may have explosive atmospheres, such as in the presence of flammable liquids, gases or dust.



Avoid the use of adapter plugs. Unmodified plugs and matching sockets will reduce risk of electric shock. Do not use the pump if safety devices are damaged or unreliable. Never deactivate safety devices.



Take care with the power lead. Never use the lead for carrying, pulling or unplugging the pump and keep the lead away from heat, oil, sharp edges or moving parts. Damaged or entangled cords increase the risk of electric shock.

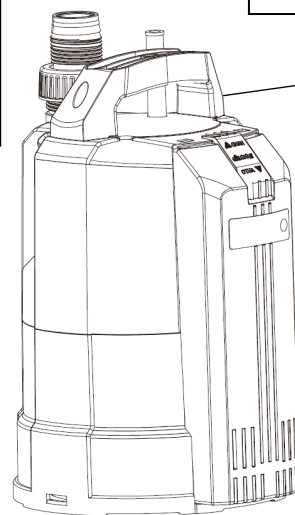
If it is necessary to use an extension cord, ensure it is suitable for outdoor use to reduce the risk of electric shock.



Overly long or lightly rated extension cords can create a voltage drop and shorten the working life of the pump

If using flexible piping care to ensure there are no blockages or kinks. Avoid using discharge piping smaller than the outlet

Once primed, the pump can start pumping in water as shallow as 2mm (manual operation)



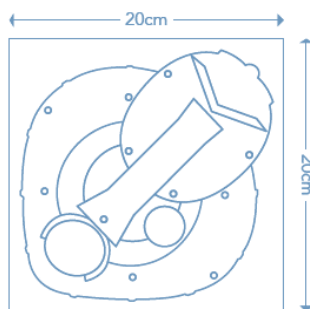
Maximum submergence 3m

Attach a lifting rope or chain to the handle  
Avoid lifting using the power lead

Automatic or Manual operation

Take care, especially, in manual mode, that the pump doesn't run dry

Install on a level surface



The internal float in the Bianco SUB450 enables it to be used in very small chambers (200 x 200mm)

The SUB450 has a top outlet and the pumped water flowing past the motor keeps it cool. It is not necessary for the pump to be fully submerged. However, operating at very low flows may cause the motor to overheat and could lead to catastrophic failure.

The pump should be connected to (10 amp) power and a residual current device or RCD with a nominal trip current installed in compliance with the requirements of AS/NZ 3000.

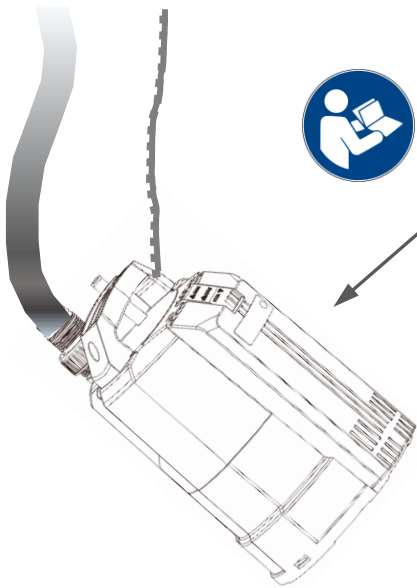


The pump has an automatic reset thermal overload protection built in. This thermal overload will switch the motor off in an overload/overtemperature situation and will automatically reset when the motor has cooled down.

Unplug the equipment from the mains before any interventions.



## Getting Started



1. Connect a discharge pipe with a diameter at least equal to the diameter of the pump outlet
2. Lower the pump in the liquid to be transferred at a 45-degree angle to reduce the amount of air trapped in the pump body  
If the pump rests on the bottom, make sure it is on a flat and stable surface
3. Make sure that no one is present in the liquid to be pumped
4. Plug the pump to the mains

- Clean the pump with clear water after use.
- Regularly remove dirt that may accumulate in the sump.
- Do not expose to frost.
- Avoid shocks, do not let the pump fall.

## Configuration for extremely low suction levels



The SUB450 has been designed to allow for suction of liquid down to as low as 2mm by removing the foot plate.

By removing the foot plate the impeller is exposed.

It increases the risk of damage to the impeller and/or harm to the operator

Never manually handle the pump when it is connected to a power supply

**EXTREME CAUTION MUST  
BE EXERCISED**



**The pump must not be disposed of with normal household waste  
Dispose of in accordance with local environmental regulations.**

## Trouble Shooting Guide

Symptom	Check	Action
The motor does not start and makes no noise.	Is the pump plugged in? Does the pump start when fully submerged?	Check your electrical supply Check that the float can move freely
Pump does not deliver.	Does the impeller rotate? Is it in good condition? Is the pump inlet free? The delivery head requested may exceed the performance of the pump or the discharge pipe is too narrow	Eliminate the reason for blocking Replace the impeller Clean the pump inlet Use the pump in accordance with its technical capabilities Increase the pipe diameter
The pump stops suddenly	Is there a sufficient water level?  Has the pump run for a long time without stopping? (Thermal protection activated)  Are you sure that the pump inlet is not obstructed? Is the temperature of the liquid less than 35°C?	Disconnect the pump from the mains and let it cool.  Clean the pump inlet  Observe the maximum allowable temperature
Flow decreases	Is the pump inlet clean? Is the impeller clean? Ensure the discharge pipe is not partially clogged?	Clean the area or areas in question (s)
Low flow or insufficient	Are you sure that the pump inlet is not obstructed? Is the impeller clean? Are you sure that the outlet pipe is not obstructed? Is the diameter of the discharge pipe enough?	Clean the zone (s) concerned and verify check valve, if applicable Connecting a pipe with a suitable diameter. Eliminate obstructions or kinks of the discharge pipe

## Warranty

The pump warranty period is 1 year from the date of purchase.  
Warranty applies to manufacturing or material defects.

The unit must always be handled properly according to instruction manual.  
The unit must not have been modified or have been repaired by any person other than authorized service agents

Warranty no longer applies in the following cases:

- Non-compliance with the instructions especially non-protection against freezing, pumping sand, dry running, incorrect electrical connection
- After attempting to repair the unit
- Changes in the technical elements of the pump
- Use of replacement parts other than original.
- Damage / malicious (dropping or external damage)
- Inappropriate use (e.g., industrial, continuous operation), and in particular passage of hard and heavy particles (stones, or sticks), passage of an excessive amount of sand, salt water, water with high lime content, liquid with a high vegetable matter content i.e. grass or leaves
- Lack of maintenance or cleaning

A repair or exchange with a new product during the warranty period does not extend the original warranty period.

Any claim against warranty on a 'return to base' basis and must be accompanied by all accessories. Proof of purchase and proof of sale will be required along with a full and clear explanation of the issue or observed symptoms/behaviours. Installation photos will expedite the process.

# Warranties – Terms and Conditions

This warranty is given in addition to the consumer guarantees found within the Australian Competition and Consumer Act 2010 (Cth) for goods purchased in Australia and the Consumer Guarantees Act 1993 NZ for goods purchased in New Zealand:



1) White International Pty Ltd / White International NZ Ltd (White International) warrant that all products distributed are free from defects in workmanship and materials, for their provided warranty period as indicated on the top or opposite side of this document. Subject to the conditions of the warranty, White International will repair any defective products free of charge at the premises of our authorised service agents throughout Australia and New Zealand if a defect in the product appears during the warranty period. If you believe that you have purchased a defective product and wish to make a claim under this warranty, contact us on our Sales Hotline on 1300 783 601, or send your claim to our postal address or fax line below and we will advise you as to how next to proceed. You will be required to supply a copy of your proof of purchase to make a claim under this warranty.

2) This warranty excludes transportation costs to and from White International or its appointed service agents and excludes defects due to non-compliance with installation instructions, neglect or misuse, inadequate protection against the elements, low voltage or use or operation for purposes other than those for which they were designed. For further information regarding the suitability of your intended application contact us on our Sales Hotline on 1300 783 601. If you make an invalid claim under this warranty, the original product will be sent back to you unrepai red.

3) This warranty refers only to products sold after the 1st January 2012, and is not transferable to another product type and only applies to the original owner, purchaser or end user, and is in addition to the consumer guarantees found within the Competition and Consumer Act 2010 (Cth) for goods purchased in Australia and the Consumer Guarantees Act 1993 (NZ) for goods purchased in New Zealand.

4) Our goods come with guarantees that cannot be excluded under the Australian Consumer Law. You are entitled to a replacement or refund for a major failure and for compensation for any other reasonably foreseeable loss or damage. You are also entitled to have the goods repaired or replaced if the goods fail to be of acceptable quality and the failure does not amount to a major failure. 2 YEAR WARRANTY.

5) To the fullest extent permitted by law, White International excludes its liability for all other conditions or warranties which would or might otherwise be implied at law. To the fullest extent permitted by law, White International's liability under this warranty and any other conditions, guarantees or warranties at law that cannot be excluded, including those in the Competition and Consumer Act 2010 (Cth), is expressly limited to: (a) in the case of products, the replacement of the product or the supply of equivalent product, the payment of the cost of replacing the product or of acquiring an equivalent product or the repair of the product or payment of the cost of having the product repaired, is at the discretion of White International or a 3rd party tribunal elected under the Competition and Consumer Act 2010 (Cth) for goods purchased in Australia and the Consumer Guarantees Act 1993 (NZ) for goods purchased in New Zealand; and

6) To the fullest extent permitted by law, this warranty supersedes all other warranties attached to the product or its packaging.

7) In the case of services, supplying the services again or the payment of the cost of having the services supplied again, is at the discretion of White International or a 3rd party tribunal elected under the Competition and Consumer Act 2010 (Cth) for goods purchased in Australia and the Consumer Guarantees Act 1993 (NZ) for goods purchased in New Zealand. 8) Our warranty commences from the date of purchase of the above-mentioned pumps. Proof of purchase is required before consideration under warranty is given.

*Record your date of purchase in the space below and retain this copy for your records.*

**Date of Purchase** ..... **Model Purchased** .....





**[www.whiteint.com.au](http://www.whiteint.com.au)**

**[www.whiteint.co.nz](http://www.whiteint.co.nz)**

**Please always refer to our website for further technical information & new product innovations**

**Disclaimer:** Every effort has been made to publish the correct information in this manual.  
No responsibility will be taken for errors, omissions or changes in product specifications.

© 2020 Copyright White International Pty Ltd

TM ® - **WARNING:** Please be aware that various brands & products depicted within this document are subject to trademark, patent or design registrations. Infringement of any intellectual property contained within this document without express written authority by the appropriate intellectual property holder may result in further legal action to be taken. For any queries regarding use of the contained information please feel free to contact White International Pty Ltd.